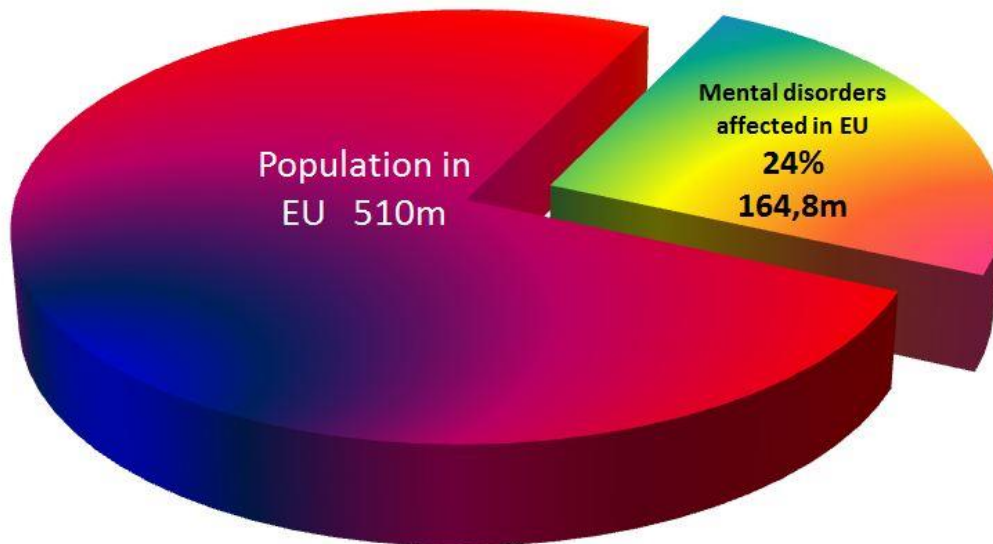


## Some datas of neurological (brain) and neurological associated disorders in Europe

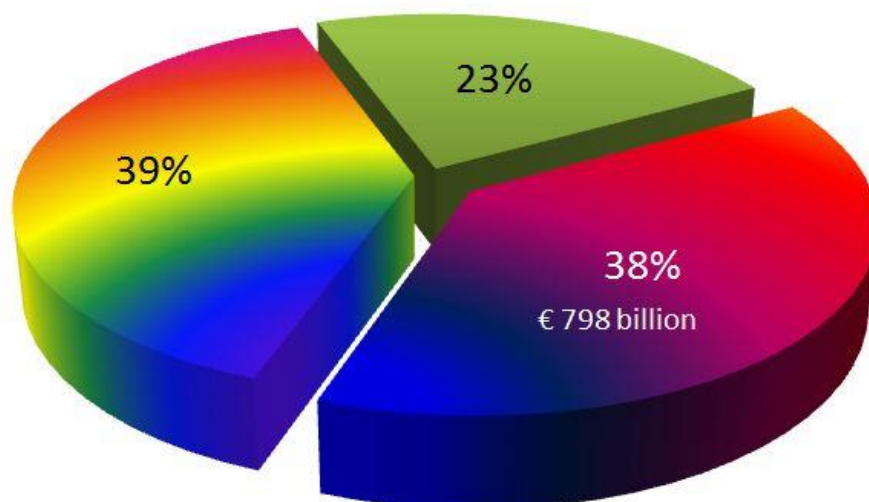


Mental disorders: OCD (2,9m), Eating Dis. (1,5m), cannabis depedence (1,4m), psychotic dis. (5m), personality dis (4,3m), PTSD (7,7m), conduct dis. (2,1m), alcohol depedence (14,6m), somatoform dis. (20,4m), ADHD/Hipercin dis. (3,3m), dementia (6,3m), unipolar depression (30,3m), insomnia (29,1m), anxiety dis. (29,1m)

### Rates of total cost of disorders in Europe in year 2010 \*WHO data

Olesen J, Gustavsson A, Svensson M, Wittchen HU, Jönsson B; CDBE2010 study group; European Brain Council.

■ brain and neurological   ■ cardiov., cancer, diabetes   ■ other



**Table 1** Number of subjects affected and cost of brain disorders in Europe by diagnostic group and selected specific diagnoses

Disorders	Estimated number of subjects affected (millions)	Cost per patient (€PPP 2010)				Total costs (million €PPP 2010)			
		Direct health care costs	Direct non-medical costs	Indirect costs	Total	Direct health care costs	Direct non-medical costs	Indirect costs	Total
Addiction	15.5	1782	873	1572	4227	27 685	13 569	24 430	65 684
Alcohol dependence	14.6	1689	922	1671	4281	24 596	13 430	24 336	62 361
Opioid dependence	1.0	3176	143	98	3416	3089	139	95	3323
Anxiety disorders	69.1	670	2	405	1077	46 267	144	27 969	74 380
Agoraphobia	8.8	337	0	760	1097	2959	0	6675	9634
GAD	8.9	988	0	226	1214	8786	0	2014	10 800
OCD	2.9	555	0	225	779	1617	0	656	2272
Panic disorder	7.9	844	0	661	1505	6670	0	5224	11 894
PTSD	7.7	1064	19	0	1082	8241	144	0	8385
Social phobia	10.1	721	0	476	1196	7277	0	4806	12 083
Specific phobia	22.7	472	0	378	850	10 717	0	8595	19 312
Brain tumor	0.2	13 387	0	8203	21 590	3208	0	1966	5174
Child/Adolescent disorders	5.9	439	3156	0	3595	2601	18 724	0	21 326
ADHD	3.3	477	304	0	781	1555	992	0	2546
Autism	0.6	1255	26 006	0	27 261	695	14 413	0	15 109
Conduct disorder	2.1	166	1569	0	1735	352	3319	0	3671
Dementia	6.3	2673	13 911	0	16 584	16 949	88 214	0	10 5163
Eating disorders	1.5	400	48	111	559	593	70	164	827
Anorexia	0.8	710	80	188	978	583	65	154	803
Bulimia	0.7	15	8	15	38	10	5	10	25
Epilepsy	2.6	2461	625	2136	5221	6503	1653	5644	13 800
Headache	152.8	59	0	226	285	9039	0	34 475	43 514
Medicine overuse headache	8.3	305	0	1986	2291	2533	0	16 503	19 037
Migraine	49.9	84	0	286	370	4181	0	14 282	18 463
Other headaches	10.2	33	0	24	57	333	0	249	582
Tension type headache	84.4	24	0	41	64	1991	0	3441	5433
Mental retardation	4.2	6970	3364	0	10 334	29 204	14 097	0	43 301
Mood disorders	33.3	781	464	2161	3406	26 016	15 437	71 952	11 3405
Bipolar disorder	3.0	622	560	6002	7183	1860	1675	17 956	21 491
Major depression	30.3	797	454	1782	3034	24 156	13 762	53 996	91 914
Multiple sclerosis	0.5	9811	8438	8725	26 974	5295	4554	4709	14 559
Neuromuscular disorders	0.3	7133	5641	17 278	30 052	1834	1450	4442	7726
ALS	0.1	11 240	11 559	4665	27 463	596	613	247	1457
CIDP	0.0	15 507	2746	3759	22 012	223	40	54	317
GBS	0.0	51 682	0	2319	54 001	342	0	15	358
MMN	0.0	15 507	2747	3759	22 012	40	7	10	57
Muscular dystrophies	0.1	1320	5547	30 186	37 053	177	744	4050	4972
Myasthenia gravis	0.0	9124	779	1111	11 014	375	32	46	453
PDN	0.0	15 507	2746	3759	22 012	80	14	19	113
Parkinson's disease	1.2	5626	4417	1109	11 153	7029	5519	1386	13 933
Personality disorders	4.3	773	625	4929	6328	3342	2701	21 301	27 345
Antisocial PD	2.0	561	0	2737	3297	1118	0	5458	6576
Borderline PD	2.3	956	1161	6809	8925	2224	2701	15 843	20 769
Psychotic disorders	5.0	5805	0	12 991	18 796	29 007	0	64 920	93 927
Sleep disorders	44.9	441	0	348	790	19 796	0	15 630	35 425
Hypersomnia	3.1	820	0	458	1278	2562	0	1430	3992
Insomnia	29.1	153	0	0	153	4465	0	0	4465
Narcolepsy	0.1	1851	0	3784	5635	170	0	347	516
Sleep apnea	12.5	1008	0	1109	2117	12 599	0	13 853	26 452
Somatoform disorder	20.4	468	0	570	1037	9547	0	11 622	21 169
Stroke	8.2	5141	2035	599	7775	42 352	16 769	4932	64 053
Stroke (incident)	1.3	13 850	5534	1616	21 000	17 570	7021	2050	26 641
Stroke (prevalent)	7.0	3556	1399	413	5368	24 782	9748	2882	37 412

Table 2. (Continued)

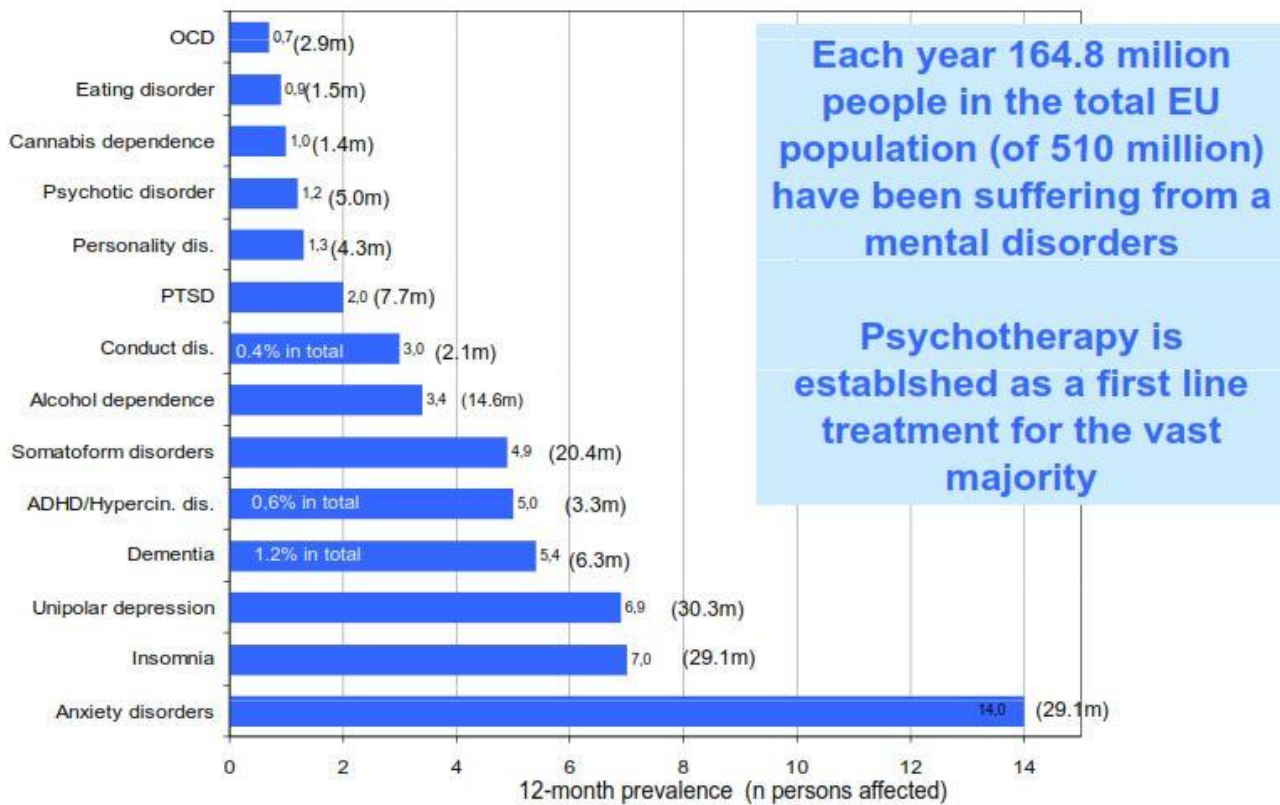
Disorders	Estimated number of subjects affected (millions)	Cost per patient (€PPP 2010)			Total costs (million €PPP 2010)				
		Direct health care costs	Direct non-medical costs	Indirect costs	Total	Direct health care costs	Direct non-medical costs	Indirect costs	Total
Traumatic brain injury	3.7	2697	893	5219	8809	10 106	3348	19 560	33 013
Trauma (incident)	1.2	4158	52	4156	8366	5023	62	5021	10 106
Trauma (prevalent mod/sev)	2.5	2002	1294	5725	9020	5083	3285	14 539	22 907
Total	Number of diagnoses 380.1					296 374	18 6250	315 101	797 725

GAD, generalized anxiety disorder; OCD, obsessive-compulsive disorder; PTSD, post-traumatic stress disorder; ADHD, attention deficit hyperactivity disorder; ALS, amyotrophic lateral sclerosis; CIDP, chronic inflammatory demyelinating polyradiculoneuropathy; GBS, Guillain-Barré syndrome; MMN, multifocal motor neuropathy; PDN, paraproteinemic polyneuropathies; PD, personality disorder.

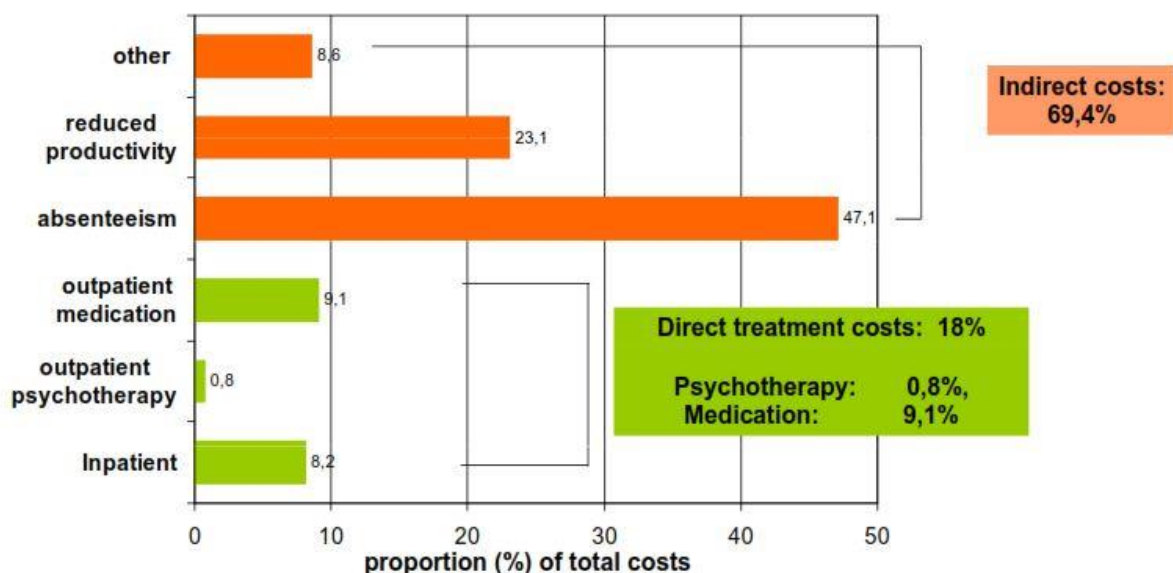
**Table 1. Source:** [Olesen J, Gustavsson A, Svensson M, Wittchen HU, Jönsson B; CDBE2010 study group; European Brain Council. Collaborators \(70\) The economic cost of brain disorders in Europe. Eur J Neurol. 2012 19\(1\):155-62](#)



## Mental Disorders in the EU by prevalence (estimated number affected)



## What are the major cost components of mental disorders?



Wittchen & Jacobi 2011

**Neurological based disorders (WHO data based estimate: 27%)  
of total population**



**Neurological based disorders (WHO data based estimate: 27%)  
of total population**

